

The Art of Dancing.

39

In moving sideways, the *Tract* or *Line* must also be considered as to its two sides, viz. the upper side mark'd X, and the under side mark'd Y. *Steps* and *half Positions*, which are on the upper side of the *Line*, are to be made with the foremost Foot, and those which are on the under side, with the hinder Foot.

The *Tracts* mark'd N, are moving sideways to the right, towards the lower end of the *Room*.

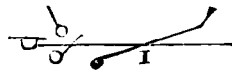
The *Tracts* R, move round sideways to the right.

And the *Tracts* S, move round sideways to the left.

The manner of Steps crossing one another.

A *Step* which begins with the hind Foot, in order to move sideways, to end on a *Line* with the other Foot, ought to begin from the part under the *Line*, and rise obliquely sideways towards that above, as you may see by the following *Step*.

To move the right Foot sideways.

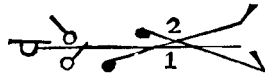


To move the left Foot sideways.

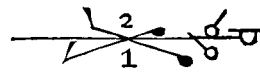


A *Step*, which is to cross behind the foregoing *Step*, must begin above the *Line*, and descend obliquely below it; and which you will easily understand by the following Example: The first *Step* you may know by *Number 1*, and the other, which crosses, by *Number 2*.

To move the right Foot sideways, and cross the left behind.



To move the left Foot sideways, and cross the right behind.



A *Step*, which begins with the foremost Foot, in order to move sideways, to end on a *Line* with the other Foot, ought to begin from the part above the *Line*, and descend obliquely sideways towards that below, as the following *Step*, mark'd *Number 1*, will shew.

To